



CARVER
YACHTS



INTRODUCING the ALL NEW CARVER

C40



The C40 is a dramatic new yacht designed, styled and handcrafted by Carver Yachts. This contemporary new design features numerous high value features such as distinctive exterior styling, a spacious and highly functional command bridge, dependable twin inboard propulsion, two private staterooms, two head compartments and a unified floor plan designed for enjoying extended time on the water. And, through the utilization of the most modern materials and yacht building techniques, the new C40 is priced to represent the absolute best value of any boat in this class.

Position yourself atop the C40's elevated command bridge and see the world from an entirely new perspective. 360 degree unobstructed vision is a joy while operating the C40 and provides a great point of view while relaxing on the spacious bridge. The command bridge is certain to become a favorite place while at sea, anchored or dockside.

At sea level the C40 has an integrated swim platform designed to perfectly perform several important functions. The swim platform and cockpit walkway make it safe and easy to board the yacht while docked. The extra wide swim platform also serves as the perfect aquatic interface for swimming, diving or boarding your PWC, dinghy and other water toys.

The all new C40's cockpit has volumes of comfortable built-in seating and storage lockers. From the cockpit you can walk securely up the homelike stairway to the command bridge, enter the spacious salon through the aft bulkhead's extra-wide double doors or safely walk to the foredeck on the C40's extra wide side-deck. When the yacht's bulkhead doors are open the galley, dinette, salon, cockpit and swim platform become a single, unified living environment. In true Carver tradition the C40 provides the interior space and accommodations typically found on much larger yachts.

Privacy is a key feature of the C40 that all will appreciate. Both the master and guest staterooms have rigid bulkhead doors and there are two spacious head compartments on board. The master head features a homelike stall shower with Plexiglas® door.

Aggressive styling and comfort driven features of the all new, American made, Carver C40 make this yacht the perfect vessel for you and your family to build memories and explore new, exiting places.

C40

2014



C40

www.carveryachts.com



The C40's command bridge includes a full featured helm station with plenty of space to install a full array of navigation and communication electronics. Two captain's chairs are part of the yacht's extensive bridge seating. The aft section of the bridge includes a spacious sun pad...the perfect place to enjoy those wonderful days on the water.

C40

2014



The C40's extra wide swim platform makes boarding the yacht from dockside a breeze. From the cockpit you can walk to the foredeck using the extra wide side decks and numerous handrails. If the command bridge is your destination the homelike stairway makes access fast and easy. Open the double wide bulkhead doors and the cockpit, salon, galley and dinette become one unified environment. Shown with cockpit seating option.

C40

www.carveryachts.com



The C40's galley is on the same floor level as the salon and dinette. Combining these areas creates an enjoyable, people-friendly environment. Windows surround the salon letting in volumes of natural light and providing a panoramic view of the yacht's surroundings.

C40

2014



Opening the salon's double doors creates one large area that includes the swim platform, cockpit, salon, dinette and galley. The Carver Design Team had your family and guests in mind when they designed the layout of the new C40.

C40

www.carveryachts.com



Stylish mini-blinds and windshield covers create a cozy and private environment in the C40's cabin. The dinette table's height is adjustable. Lower the table - add the filler cushions and create an additional sleeping area for two people.

C40

2014



The galley on board the new Carver C40 is highly functional with built-in appliances, spacious countertops and numerous storage lockers. With the galley on the salon deck it is in the perfect place to serve refreshments, snacks and meals. There is a ventilation fan behind the cooktop. Salon windows slide open for cross ventilation.

C40

www.carveryachts.com



The new Carver C40 provides luxurious accommodations within the yacht's master stateroom. Homelike features include an extra-wide island berth, recessed and sconce lighting, multiple hanging and overhead lockers, four 12" opening porthlights with screens and a foredeck hatch with screen.

C40



The C40's Guest Stateroom is comfortable and very private with standing headroom and multiple storage lockers.



The C40 has two private head compartments.



The new Carver C40 has numerous places for you and your guests to relax and enjoy life at sea.

C40



LOA with platform & gunnel molding	39' 10"	12.14 m
Beam	13' 6"	4.11 m
Draft	3' 7"	1.09 m
Weight (dry with standard engines)	20,500 lbs.	9,298 kg
Bridge Clearance (with standard equipment)	12' 7"	3.66 m
Fuel Capacity	350 U.S. gallons	1,324 liters
Water System	131 U.S. gallons	495 liters
Holding Tank Capacity	70 U.S. gallons	264 liters
Cabin Headroom	6' 6"	1.98 m
Sleeps	6	

C40

CONSTRUCTION

- Hull, Deck & Superstructure: Hand-laid structural and non-structural fiberglass and core laminates bonded with infused epoxy resin.
- Hull bottom: Surface beneath the water line is bead blasted to create an optimal bonding surface for the anti-fouling paint. Sea Hawk® brand anti-fouling paint is sprayed onto the hull to create a smooth running bottom.
- Stringer System: Fiberglass encapsulated foam stringers are used throughout the yacht.
- Interior bulkheads, cabinets and drawers are precision cut, hand crafted and constructed from a selection of woods and high pressure laminates. Drawers are lined with laminate.
- Integral aluminum truss reinforcement in cabin top structure.

ELECTRICAL

- 12 Volt System: Powered by an array of Series 31 12 volt batteries. Array includes two dedicated engine starting batteries and one dedicated 'house' battery. Battery banks are charged by a 60 amp charger for each bank. System ammeters are located on the ship's 12 volt distribution panel and voltmeters at the helm station. Battery ON/OFF switch for the house battery is installed in the salon and the selector switch for engine batteries is located in the engine compartment.
- 110 Volt System: System consists of a 30 amp service supported by Marinco® 50' (15.2 m) shore power cord. Ground fault circuit interrupters are incorporated into the onboard system.
- Television: Cable television is supported by onboard inlets in the salon and master stateroom and a 50' (15.2 m) CATV cable to connect to shore outlet.

PROPULSION

- Engines: Twin Cummins 6.7 liter, 305 HP diesel inboard engines with direct coupled v-drives. Each engine's exhaust is routed to a Hydralift muffler and underwater exhaust port.
- Shafts and Shaft Logs: Aquamet® 1.5" (3.8 cm) diameter stainless steel propeller shafts. Tides Marine® SureSeal shaft logs are self-aligning, drip less and maintenance free. Sacrificial anodes are installed on each shaft.
- Rudders and Propeller Struts: Made from durable 421 Manganese bronze.
- Propellers: 22" (55.9 cm), four blade, Nibral propellers.
- Fuel Tanks: Twin, 5052 aluminum tanks hold 175 gallons (662.4 liters) of fuel each. Port and starboard fuel fill deck fittings.
- Trim Tabs: Bennett Marine® stainless steel, electro-hydraulic trim tabs.
- Steering: Teleflex® SeaStar hydraulic steering.
- Helm Display: Digital LCD display showing tachometer, hour meter, oil pressure, coolant temperature, battery voltage, fuel tank level and rudder angle indicator.

FRESH WATER & HOLDING SYSTEMS

- Fresh Water System: Three 40 gallon (151.4 liter) polyethylene tank with shore water connection and integrated pressure reduction valve.
- Fresh water fill fitting installed on walkway. Eleven gallon (41.6 liter) water heater installed in engine compartment.
- On demand fresh water is delivered via a fresh water pump installed in the engine compartment.
- An on-demand sump pump is utilized for the showers.
- Holding Tank System: Seventy gallon (151 liter) polyethylene tank is utilized with a dockside pump out fitting on walkway of vessel.
- Fresh water washdown in cockpit.

DECKS & HARDWARE

- Rails: 1" (2.5 cm) 316 stainless steel rails are used throughout the vessel. Rail stanchion bases are secured using aluminum backing plates laminated into the deck's fiberglass layup.
- Mooring Cleats: 10" (25 cm) mooring cleats are used at the bow, stern and amidship (total of seven cleats). Cleats are secured using aluminum backing plated fused into the vessel's laminate.
- Foredeck Access: Wide walkways are on each side of the cabin top and provide safe, secure access from the cockpit to the foredeck.
- Foredeck Hatch with screen.

SAFETY & NAVIGATION

- Bilge Pumps: Two 1,500 gallon (5678 liter) per hour automatic bilge pumps are installed, each with a manual on/off switch at the helm. A float switch for the high bilge water alarm is installed in the engine compartment.
- Bilge Ventilation: Four ventilator blowers are installed in the engine compartment. Each blower creates 240 CFM volume.
- CO Alarms: Monitors with alarms are installed in both staterooms and the salon.
- Engine Alarms: Engine oil pressure and water temperature alarms are installed at the helm.
- Fire Suppression System: An FE241 Fireboy® automatic fire suppression system is installed in the C40's engine compartment.
- Compass: 2.75" flush mount, illuminated Richie® Navigator compass is mounted at the helm.
- Seacocks: Marine grade bronze seacocks are used on all below the waterline thru hull openings. Nylon fittings are used on above the waterline outlets.

COMMAND BRIDGE

- Air Deflector: Plexiglas® wind deflector is installed on the leading edge of the command bridge.
- Courtesy Lights: Three recessed 12 volt courtesy lights installed on the C40 command bridge.
- Seating: Adjustable helm chairs. Wrap around seating with storage under seat cushions. Aft sun pad.
- Beverage Holders: Five stainless steel recessed beverage holders are on the command bridge.
- Helm: DC fuse panel for electronics, tilt steering wheel, 12 volt accessory outlet.

COCKPIT/TRANSOM/SWIM DECK

- Swim Platform: Integrated into the yacht's hull and deck. Access to the cockpit from the swim platform is through a transom door on the starboard side of the yacht. Telescoping boarding ladder is installed in recessed area of swim platform.
- Transom: Stainless steel handrail on top of transom. Two storage lockers in aft surface of transom.
- Engine Compartment Access: Hinged cockpit floor hatch with gas shock cylinder.
- Courtesy Lights: Four cockpit courtesy lights with on/off switch.
- Storage locker below the bottom step to the command bridge.

SALON

- Entertainment: 23" LCD Television, DVD player, AM/FM/CD marine quality stereo with speakers.
- Lighting: Eight LED lights are recessed into the salon head liner and are controlled by a rocker switch.
- Seating: U-shaped upholstered lounge with storage underneath seating. High/Low dining table with filler cushion
- Ventilation: Salon windows slide open. Screens provided.
- Storage: Hinged door in salon floor provides access to spacious storage compartment.
- Flooring: Plush pile 100% nylon carpeting throughout salon.
- CO Detector

GALLEY

- Counter Tops: Solid surface countertops throughout.
- Flooring: 'Dusky Walnut'; vinyl plank flooring.
- Appliances: Novacool® refrigerator, convection microwave oven, two burner electric cooktop with ventilator.
- Sink: Full-size stainless steel sink
- Lighting: Five recessed LED lights over galley counter controlled by rocker light switch.
- 110 Outlet: GFI protected 110 volt outlet.

MASTER STATEROOM

- Sleeping: Full size, island berth with high density foam mattress. Dual end tables and halogen sconce style reading lights.
- Privacy: Master stateroom is secured with a hinged wooden door and locking door latch.
- Storage: Port and starboard overhead lockers. Port and starboard hanging lockers.
- CO detector
- Ventilation: Opening overhead hatch with screen.
- Lighting: Natural light provided by overhead hatch and four 12" hull portlights with screens and blinds. Six overhead 12 volt lights recessed in the headliner and controlled by a rocker switch. Two sconce reading lights.
- Flooring: Plush pile 100% nylon carpeting throughout.

GUEST STATEROOM

- Sleeping: Twin berths with high density foam mattresses. Filler cushion converts twin berths to full size mattress.
- Flooring: Plush pile 100% nylon carpeting throughout.
- Privacy: Guest Stateroom is secured with a hinged wooden door and locking door latch.
- Lighting: Illumination is provided by three recessed overhead LED lights controlled by a rocker switch. Two bedside reading lights. Natural light and ventilation provided by one 12" hull portlight with screen.
- Hanging locker with illumination and mirror.

MASTER HEAD COMPARTMENT

- Shower: Fiberglass stall shower with bench seat and hinged aluminum and acrylic door. Shower head can be used as a hand shower. Sump drain with automatic pump. Exhaust fan. LED overhead light. Molded non-skid floor.
- Toilet: Raritan® electric pedestal toilet with freshwater flush.
- 12" opening portlight with screen.
- Vanity: Vanity is equipped with vessel sink, under sink storage, solid surface counter top, mirrored cabinet.
- Lighting: Two LED lights recessed in the headliner and controlled by wall mounted rocker switch.
- Electrical: 110 volt GFI protected outlet.

DAY HEAD

- Shower: Hand held shower with curtain. Sump drain with automatic pump. Exhaust fan. LED overhead light. Molded non-skid floor.
- Toilet: Raritan® electric pedestal toilet with freshwater flush.
- 12" opening portlight with screen.
- Vanity: Vanity is equipped with vessel sink, under sink storage, solid surface counter top, mirrored cabinet.
- Lighting: Two LED lights recessed in the headliner and controlled by wall mounted rocker switch.
- Electrical: 110 volt GFI protected outlet.

PROPULSION:

Diesel Engines

- Cummins 6.7L, 380 HP, freshwater cooled w/7" LCD gauge display.
- Xenta® joystick control: Integrate diesel engines with bow thruster.
- Thrusters: Bow thruster or bow and stern thrusters can be installed with diesel propulsion systems. Installation includes two Series 31 12 volt batteries and 60 amp battery charger. Thrusters are 7.3", 4 HP (185 mm).
- Engine Oil Change System: Each engine can be equipped with an integrated engine crank case oil changing system.

ELECTRICAL:

- Air Conditioning: Units are equipped for air conditioning and reverse cycle heat. Installation includes second 30 amp shore power connection with Marinco® 50' shore power cord and second shore power electrical panel. Single zone 16,000 BTU or dual zone 28,000 BTU installations are available.
- Generators: Generator includes a dedicated series 31 generator starting battery and 10 amp battery charger. The following generators are available:
 - Kohler® 9kW, 60 Hz diesel generator with sound shield.
 - Kohler® 7kW, 50 Hz diesel generator with sound shield (non-USA applications).
 - Underwater transom lights.
 - 220 Shore power.

SAFETY & NAVIGATION:

- Ground Tackle: Windlass with 150' (46 m) 5/16" (8mm) chain, shackle, chafe plate and 35 pound (16 kg) anchor.
- Spotlight: ITT Jabsco® remote control spotlight mounted on bow rail.
- Spare Propellers and Propeller Shaft: Matched pair of 22" propellers and one shaft.
- Instrumentation: Bridge package to include Raymarine® E-Series E127 multifunction display, Raymarine® model 240 VHF radio, digital sonar, depth and temperature transducer.

COCKPIT & BRIDGE AMENITIES:

- Cockpit Ice Maker: U-Line® 23 pounds (10 kg) per day.
- Cockpit Refrigerator: Idel® 1.75 cf (50 liter). Choose either ice maker OR refrigerator.
- Cockpit Table.
- Cockpit Lounge: L-shaped lounge seat to port with single seat on starboard.
- Bridge Table.

CANVAS:


- Bimini Top: Black Sunbrella® or White Stamoid®.
- Bimini with command bridge enclosure.
- Seat Covers: Helm and seat covers for command bridge.

ENTERTAINMENT:

- Television: 19" LED/LCD television & DVD player in Staterooms.

DECOR:

- Exterior Carpet: Snap in, all weather carpet for Command Bridge and cockpit.
- Sheets and towels: Color coordinated sheets and towels with embroidered Carver Yachts logo. Set includes fitted sheets, flat sheets, pillow cases, bath towels, hand towels and wash cloths.
- Hull Colors: Carver White or Taupe.

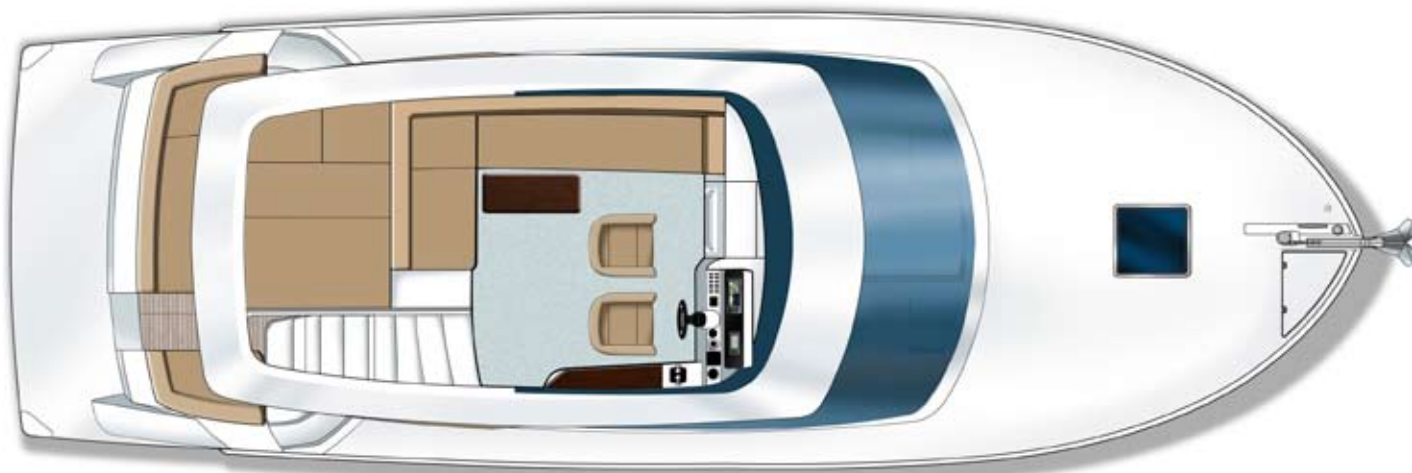


Bridge

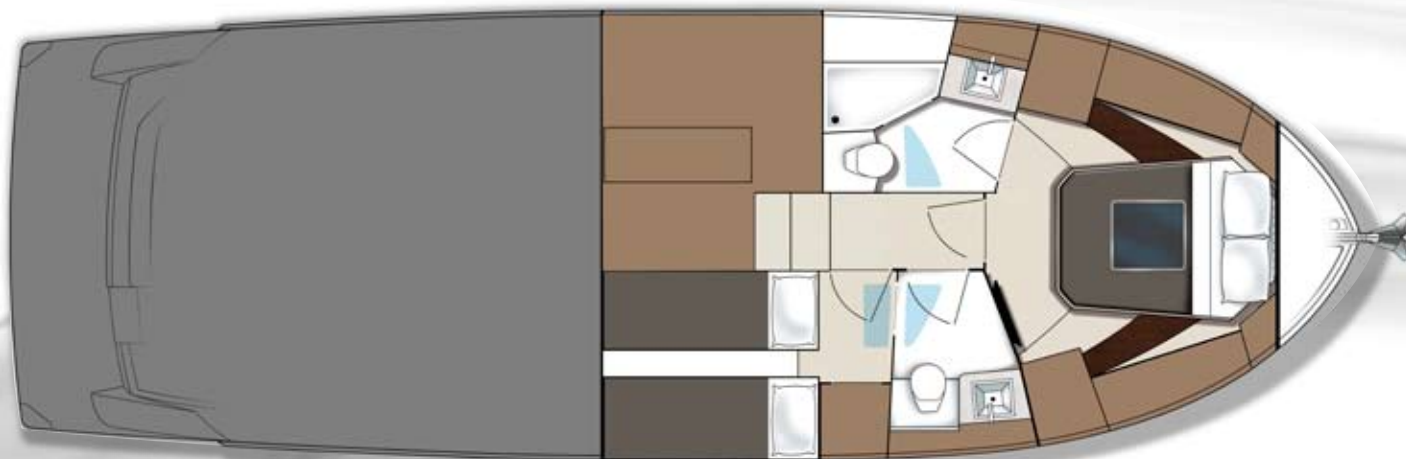


Salon

C40



Salon
with Optional
Lower Helm



Lower

C40



CARVER

YACHTS

790 Markham Drive • Pulaski, WI USA 54162-1010 • 920.822.3214 • www.carveryachts.com



All New for 2014

Specifications are subject to change without notice.

C40

